




Club Health Assessment for District 29 L through January 2025

			Status	Membership							Reports					Finance		LCIF
Club Number	Club Name	Charter Date		Current Member Count	YTD Members Added	YTD Members Dropped	YTD Net Growth	YTD Net Growth%	Member Count 12 Months Ago	Avg. length of service for dropped members	Months Since Last MMR ***	Yrs. Since Last Officer Report	President Rotation	Vice President Reported ****	Months Since Last Activity Report ***	Account Balance	Donations for current Fiscal Year	
			Number of times on status quo within last two years	If below 15 members appears				If net loss is greater than 20% appears			If no report in 3 months appears in	When more than one year appears in	Number of repeat terms	Notes the officers that do not have an active	If no report at 12 months red			
Clubs more than two years old																		
10998	BARBOURSVILLE	12/18/1942	Active	28	0	3	-3	-9.68%	35	10	0		2	VP	1			
10877	BARRACKVILLE	12/10/1957	Active	13	0	0	0	0.00%	9		6		2	N	M,SC	23		
10878	BOAZ	03/11/1971	Active	8	1	1	0	0.00%	9	2	2		6	M,VP,SC	23			
10880	CHESTER	09/18/1947	Active	36	0	4	-4	-10.00%	39	13	1		3	R	M,SC	2	\$1,000.00	
Exc Award (06/30/2024)																		
10881	CLAY BATTELLE DISTRICT L C	03/16/1969	Active(1)	6	0	0	0	0.00%	6		1		7	S,T,M,VP,SC	24+			
35997	DALLAS	08/14/1978	Active	18	2	1	1	5.88%	18	2	2			P,M,VP,SC	14			
10883	DODDRIDGE COUNTY L C	03/26/1968	Active	38	0	2	-2	-5.00%	38	18	1			R	P,S,VP	10	\$905.00	
10886	ELM GROVE	10/26/1943	Active	13	0	1	-1	-7.14%	14	56	4		2	R	M,VP,SC	1	\$50.00	
10887	FAIRMONT	04/20/1923	Active	20	1	0	1	5.26%	21		5		4	R	SC	0		
Exc Award (06/30/2023, 06/30/2024)																		
10891	FOLLANSBEE	01/10/1940	Active	16	1	0	1	6.67%	16		6			VP	10			
Exc Award (06/30/2023, 06/30/2024)																		
10892	FRIENDLY	09/03/1959	Active	30	6	3	3	11.11%	26	3	1			N	0		\$50.00	
Exc Award (06/30/2017, 06/30/2018, 06/30/2020)																		
10894	GLENVILLE	09/30/1957	Active	31	1	0	1	3.33%	32		1			R	M,SC	24		
10896	GRANTSVILLE	05/14/1947	Active	23	1	5	-4	-14.81%	27	3	4			P,T,M,VP,SC	4			
10898	HARRISVILLE	05/28/1930	Active	10	0	0	0	0.00%	11		10	1	None	P,S,T,M,VP SC	20			
11019	HUNTINGTON DOWNTOWN	03/09/1922	Active	1	0	2	-2	-66.67%	3	42	1		8	S,T,M,VP,SC	16			
11024	LESAGE	08/07/1972	Active	15	0	7	-7	-31.82%	22	3	0			T,M,VP,SC	24		\$20.00	
31251	LIBERTY	10/09/1975	Active	29	1	0	1	3.57%	28		7		7	R	T,M,VP	24+		
11029	MILTON	01/16/1930	Active	13	1	5	-4	-23.53%	16	24	3		None	R	P,M,VP,SC	24+		
10907	MORGANTOWN AREA	05/11/1923	Active	18	0	0	0	0.00%	12		3			N	M,VP,SC	24+	\$40.00	
10908	MOUNDSVILLE	09/11/1941	Active	40	2	0	2	5.26%	38		0			N	T,SC	23		
29361	MT OLIVET	05/29/1974	Active	40	9	0	9	29.03%	34		0			N	M,SC	0	\$1,570.00	



Club Health Assessment for District 29 L through January 2025

			Status	Membership							Reports					Finance		LCIF
Club Number	Club Name	Charter Date		Current Member Count	YTD Members Added	YTD Members Dropped	YTD Net Growth	YTD Net Growth%	Member Count 12 Months Ago	Avg. length of service for dropped members	Months Since Last MMR ***	Yrs. Since Last Officer Report	President Rotation	Vice President Reported ****	Months Since Last Activity Report ***	Account Balance	Donations for current Fiscal Year	
			Number of times on status quo within last two years	If below 15 members appears	If net loss is greater than 20% appears					If no report in 3 months appears in		When more than one year appears in	Number of repeat terms	Notes the officers that do not have an active		If no report at 12 months appears in red		
Exc Award (06/30/2017, 06/30/2018, 06/30/2020)																		
10910	NEW CUMBERLAND	04/09/1946	Active	32	1	2	-1	-3.03%	34	10	2			N	M,SC	1		
10912	NEW MARTINSVILLE	01/30/1946	Active	13	0	2	-2	-13.33%	15	27	1		2	R	SC	13		
Exc Award (06/30/2018)																		
10911	NEWELL	12/06/1946	Active	17	0	0	0	0.00%	15		7		2	R	SC	23		
140734	Ohio County Virtual	01/29/2020	Active	32	3	0	3	10.34%	31		0			N		7		
Exc Award (06/30/2021)																		
10913	PADEN CITY	11/14/1927	Active	23	0	1	-1	-4.17%	24	23	1		3	R	M	3		
10914	PARKERSBURG	02/24/1922	Active	30	2	1	1	3.45%	28	3	0			N	M,SC	2	\$10,490.00	
Exc Award (06/30/2024)																		
44959	PINE GROVE SHORTLINE	05/13/1985	Active	9	0	2	-2	-18.18%	11	15	5		3		M,VP,SC	24+	\$100.00	
101913	PLEASANTS AREA	05/21/2008	Active	14	0	1	-1	-6.67%	16	17	2		7	R		1	\$200.00	
Exc Award (06/30/2018, 06/30/2019)																		
11050	PUTNAM COUNTY	01/09/1947	Active	30	0	0	0	0.00%	30		3		2		M,VP,SC	1	\$2,000.00	
11036	RAVENSWOOD	10/29/1929	Cancelled(8*)	0	0	14	-14	-100.00%	14	27	1		None		P,S,T,M,VP SC	20	90+ Days	
10918	RIVESVILLE	09/28/1942	Active	4	0	0	0	0.00%	4		20	1	None		P,S,T,M,VP SC	21		
10919	SISTERSVILLE	06/27/1947	Active	13	0	0	0	0.00%	13		2		6	R	M	19	\$50.00	
Exc Award (06/30/2017)																		
10921	SOUTH PARKERSBURG	11/18/1941	Active	9	0	0	0	0.00%	9		4		11		T,M,VP,SC	20		
11020	SOUTHEAST HUNTINGTON	01/25/1955	Active	19	1	16	-15	-44.12%	29	15	1		2		S,VP,SC	18		
11043	SPENCER	04/19/1928	Active	10	0	0	0	0.00%	10		4		9		P,S,T,M,VP SC	20		
10928	WASHINGTON	03/19/1964	Active	17	0	1	-1	-5.56%	21	50	6		13	R	SC	24		
10929	WAVERLY	11/12/1951	Active(2)	3	0	4	-4	-57.14%	7	39	4		8		M,VP,SC	19		
10930	WEIRTON	08/03/1936	Active	24	4	0	4	20.00%	18		0		2	R		2	\$100.00	
Exc Award (06/30/2019, 06/30/2020, 06/30/2021)																		
10932	WELLSBURG	07/23/1936	Active	27	0	0	0	0.00%	28		1			R	SC	19	90+ Days	
10933	WEST LIBERTY	02/08/1972	Active	15	0	1	-1	-6.25%	16	24	5			N	M,SC	23	\$50.00	



Club Health Assessment for District 29 L through January 2025

INTERNATIONAL

Club Number	Club Name	Charter Date	Status	Membership							Reports					Finance		LCIF
				Current Member Count	YTD Members Added	YTD Members Dropped	YTD Net Growth	YTD Net Growth%	Member Count 12 Months Ago	Avg. length of service for dropped members	Months Since Last MMR ***	Yrs. Since Last Officer Report	President Rotation	Vice President Reported ****	Months Since Last Activity Report ***	Account Balance	Donations for current Fiscal Year	
			Number of times on status quo within last two years	If below 15 members appears				If net loss is greater than 20% appears			If no report in 3 months appears in	When more than one year appears in	Number of repeat terms	Notes the officers that do not have an active	If no report at 12 months appears in red			
87844	WESTERN MONONGALIA COUNTY AREA Exc Award (06/30/2020)	05/24/2005	Active	8	0	0	0	0.00%	8		4		None	P,M,VP,SC	1			
10935	WHEELING	01/06/1922	Active	56	2	4	-2	-3.45%	57	23	1			R M,SC	1		\$600.00	
44289	WHEELING ISLAND Exc Award (06/30/2019, 06/30/2020)	10/29/1984	Active	9	0	1	-1	-10.00%	10	5	1		2	R S,M	2		\$240.00	
10937	WHEELING WARWOOD Exc Award (06/30/2016, 06/30/2018)	11/08/1944	Active	25	0	10	-10	-28.57%	35	7	1			R S,T,SC	5			
10938	WILLIAMSTOWN	08/30/1946	Active	30	0	15	-15	-33.33%	45	14	2		2	N	2		\$235.00	

Clubs Cancelled Previous Fiscal Year – Clubs Cancelled within last 12 months may be reinstated

Club Number	Club Name	Charter Date	Current Status*	Cancellation Date
43617	SCOTT DEPOT SCOTT TEAYS	03/05/1984	Cancelled(7*)	12/29/2023
10934	WESTOVER	08/18/1950	Cancelled(7*)	06/29/2024

Current Total Clubs Count	YTD New Clubs Count	YTD Cancelled Clubs Count	YTD Net Club Gain	Current Total Members Count	YTD Add	YTD Drop	YTD Net Growth	YTD Net Growth %	Member Count 12 Months Ago	Average Member Count Per Club	% of Clubs with less than 20 members	% No MMR in 3 Months	% No Officer Report in 12 Months	% of Clubs with balance 90+ days	Number of Clubs in Status Quo	% Status Quo Clubs in Financial Suspension	Number of Cancelled Clubs	Average Cancelled Club Age	Members Lost Due to Cancellation	% of Clubs Cancelled for Non-Financial Reasons
45	0	1	-1	915	39	109	-70	-7.11%	982	20	56%	42%	4%	2%	0	0%	1	209	14	0%

* - P - Priority Club. Cancellation Reasons: 1-Objectives/conduct, 2-Non-active club, 5-Non-existing club, 6-Disbanding, 7-Merger, 8-Financial Suspension, 9-District/Multiple District Dues.

** - Abbreviation: P-President, S-Secretary, T-Treasurer, M-Member Chairperson, VP-First Vice President, MC-Communications Chairperson, SC-Service Chairperson

*** - Abbreviation: N/R - Never reported using the Lions Clubs website, N/A - Not applicable, No password registered for the Lions Clubs website.

**** - Abbreviation: N - New, IP - Immediate Past, R - Repeat.




Club Health Assessment for District 29 C through January 2025

			Status	Membership							Reports					Finance		LCIF
Club Number	Club Name	Charter Date		Current Member Count	YTD Members Added	YTD Members Dropped	YTD Net Growth	YTD Net Growth%	Member Count 12 Months Ago	Avg. length of service for dropped members	Months Since Last MMR ***	Yrs. Since Last Officer Report	President Rotation	Vice President Reported ****	Months Since Last Activity Report ***	Account Balance	Donations for current Fiscal Year	
			Number of times on status quo within last two years	If below 15 members appears					If net loss is greater than 20% appears			If no report in 3 months appears in	When more than one year appears in	Number of repeat terms	Notes the officers that do not have an active	If no report at 12 months appears in red		
Clubs less than two years old																		
171604	Concord University	06/04/2024	Active	22	0	0	0	0.00%	0		0		2	R	M,SC	N/R		
Clubs more than two years old																		
10997	ALUM CREEK	07/21/1961	Active	38	0	4	-4	-9.52%	42	21	1			N	SC	1		\$250.00
11052	ANSTED	10/16/1973	Active	16	0	0	0	0.00%	18		9		6		VP,SC	10		
Exc Award (06/30/2021)																		
11053	ATHENS	10/22/1946	Active	28	1	2	-1	-3.45%	36	3	1		None		P,VP,SC	12		\$400.00
11056	BEAVER	10/23/1946	Active	13	0	0	0	0.00%	13		31	1	None		P,S,T,M,VP SC	13		
11057	BECKLEY	05/15/1931	Active	13	3	1	2	18.18%	12	0	5		None		P,T,M,VP,SC	7		
Exc Award (06/30/2021)																		
10999	BELLE-RAND	12/17/1943	Cancelled(8*)	0	0	14	-14	-100.00%	14	25	1	1	None		P,S,T,M,VP SC	24+	90+ Days	
11058	BLUEFIELD	04/08/1922	Active	33	4	3	1	3.13%	30	2	0		2	R	M	11		
11059	BLUEWELL	01/27/1955	Active(1)	26	4	1	3	13.04%	18	0	2		2		M,VP,SC	24+		
11062	BRADSHAW	11/28/1956	Cancelled(8*)	0	0	7	-7	-100.00%	7	17	1	1	None		P,S,T,M,VP SC	24+	90+ Days	
46286	CEREDO-KENOVA RIVER CITIES	06/16/1986	Active	8	0	0	0	0.00%	8		17	1	None		P,S,T,M,VP SC	24+		
41668	CHAPMANVILLE	06/28/1982	Active	11	2	0	2	22.22%	9		4		6	R	P,M,SC	12		
11002	CHARLESTON	09/30/1921	Active(1)	15	0	0	0	0.00%	15		27	1	None		P,S,T,M,VP SC	24+		
11003	CHARLESTON KANAWHA CITY	11/29/1954	Active	34	0	0	0	0.00%	36		2			N		2		\$1,000.00
37466	CHARLESTON SOUTHRDG PACESETTER	08/28/1979	Active	20	3	0	3	17.65%	18		0				T,VP,SC	10		\$200.00
Exc Award (06/30/2019)																		
41887	CHARLESTON WEST	10/19/1982	Active	12	0	0	0	0.00%	11		9		2	R	SC	9		
11064	CLAY	07/05/1940	Active(1)	17	2	2	0	0.00%	19	49	2		7		M,VP,SC	13		
11008	CLENDENIN	10/09/1928	Active(2)	23	0	0	0	0.00%	23		14	1	None		P,S,T,M,VP SC	24+		
11067	CRAB ORCHARD MACARTHUR	03/05/1964	Active	13	1	1	0	0.00%	13	11	1		2	R	T,M,SC	9		
11068	CRAIGSVILLE	05/13/1960	Active	11	0	0	0	0.00%	11		11		10		S,T,M,VP,SC	13		




Club Health Assessment for District 29 C through January 2025

			Status	Membership							Reports					Finance		LCIF
Club Number	Club Name	Charter Date		Current Member Count	YTD Members Added	YTD Members Dropped	YTD Net Growth	YTD Net Growth%	Member Count 12 Months Ago	Avg. length of service for dropped members	Months Since Last MMR ***	Yrs. Since Last Officer Report	President Rotation	Vice President Reported ****	Months Since Last Activity Report ***	Account Balance	Donations for current Fiscal Year	
			Number of times on status quo within last two years	If below 15 members appears				If net loss is greater than 20% appears			If no report in 3 months appears in	When more than one year appears in	Number of repeat terms	Notes the officers that do not have an active	If no report at 12 months red			
50748	DANVILLE AREA	06/27/1990	Active	24	0	0	0	0.00%	25		8		None	P,S,T,M,VP SC	20			
11014	DUNBAR	11/24/1930	Active	8	0	0	0	0.00%	8		15		4	T,M,VP,SC	24+			
	Exc Award (06/30/2019)																	
11070	DURBIN	09/25/1946	Active	38	3	2	1	2.70%	40	19	3			N	M,SC	24+	\$1,700.00	
11071	FAYETTEVILLE	09/08/1954	Active	17	2	1	1	6.25%	17	9	1			N	M,SC	19		
11072	FLATWOODS HEATERS L C	09/26/1957	Active	12	0	0	0	0.00%	12		31	1	None	P,S,T,M,VP SC	24+			
	Exc Award (06/30/2021)																	
11074	GASSAWAY	05/25/1945	Active	24	2	0	2	9.09%	22		6		4	R		1	\$400.00	
	Exc Award (06/30/2018)																	
11075	GAULEY BRIDGE	10/19/1964	Active(1)	10	0	0	0	0.00%	10		12	1	None	P,S,T,M,VP SC	13			
11000	GLASGOW CEDAR GROVE	03/22/1945	Active	16	0	0	0	0.00%	19		8		None	P,S,T,M,VP SC	24+			
11018	HAMLIN	08/07/1945	Cancelled(8*)	0	0	20	-20	-100.00%	20	14	1	1	None	P,S,T,M,VP SC	24+	90+ Days		
46823	HINTON	01/12/1987	Active	17	2	3	-1	-5.56%	18	4	0			N	M,SC	2		
	Exc Award (06/30/2021, 06/30/2023)																	
11079	LEWISBURG	02/14/1940	Active	26	1	1	0	0.00%	26	25	1		2	R	M	0		
11025	LOGAN	05/13/1940	Active	32	0	1	-1	-3.03%	31	3	6		2	R	P,M,SC	5		
	Exc Award (06/30/2021, 06/30/2023)																	
11026	LOUDENDALE	02/28/1966	Active	11	0	0	0	0.00%	10		10		9	N	M,VP,SC	24+		
44718	MAN	03/07/1985	Active	20	0	0	0	0.00%	20		20		11		S,T,M,VP,SC	9		
11080	MARLINTON	01/15/1953	Active	20	2	0	2	11.11%	21		6		2	R	T,M,SC	0		
11082	MONTGOMERY	12/27/1929	Active(1)	7	1	1	0	0.00%	5	30	2		9	N	S,T,M,VP,SC	7		
11083	MOUNT HOPE	08/25/1930	Active	43	1	0	1	2.38%	45		5		2		M,VP,SC	1		
11085	OAK HILL	09/22/1938	Active	22	1	0	1	4.76%	12		0		5		M,VP,SC	9	\$350.00	
	Exc Award (06/30/2019)																	
11086	PINEVILLE	09/24/1953	Active	30	0	0	0	0.00%	27		3		2	N	M,SC	0	\$937.83	
	Exc Award (06/30/2023, 06/30/2024)																	
11087	PRINCETON	05/22/1940	Active	16	1	1	0	0.00%	16	1	4		5	R	M,VP,SC	0		



Club Health Assessment for District 29 C through January 2025

			Status	Membership							Reports					Finance	LCIF
Club Number	Club Name	Charter Date		Current Member Count	YTD Members Added	YTD Members Dropped	YTD Net Growth	YTD Net Growth%	Member Count 12 Months Ago	Avg. length of service for dropped members	Months Since Last MMR ***	Yrs. Since Last Officer Report	President Rotation	Vice President Reported ****	Months Since Last Activity Report ***	Account Balance	Donations for current Fiscal Year
			Number of times on status quo within last two years	If below 15 members appears				If net loss is greater than 20% appears			If no report in 3 months appears in	When more than one year appears in	Number of repeat terms	Notes the officers that do not have an active	If no report at 12 months appears in red		
Exc Award (06/30/2021)																	
11081	RAINELLE	06/23/1930	Active(1)	7	0	0	0	0.00%	7		31	1	None	P,S,T,M,VP SC	24+	90+ Days	
11088	RICHWOOD	02/27/1947	Active	10	0	0	0	0.00%	10		14		None	P,T,M,VP,SC	24+		
11089	RONCEVERTE	04/24/1946	Active	26	0	0	0	0.00%	25		8		8	M,VP,SC	13	90+ Days	\$500.00
11040	SISSONVILLE	03/06/1951	Active	14	0	1	-1	-6.67%	15	3	3		4	N SC	4		
11041	SOUTH CHARLESTON	09/01/1936	Active	15	2	0	2	15.38%	14		0		2	M,VP,SC	19		\$200.00
Exc Award (06/30/2017, 06/30/2018)																	
144117	University of Charleston	12/16/2020	Active	15	1	0	1	7.14%	28		2		2	P,T,M,VP,SC	3	90+ Days	
11096	WELCH	11/29/1937	Active	18	4	2	2	12.50%	18	23	0		None	R P,M,SC	20		\$1,000.00
11097	WHITE SULPHUR SPRINGS	01/14/1957	Active	21	0	0	0	0.00%	18		9			N T,SC	4		\$625.00

Clubs Cancelled Previous Fiscal Year – Clubs Cancelled within last 12 months may be reinstated

Club Number	Club Name	Charter Date	Current Status*	Cancellation Date
11073	GARY	01/11/1968	Cancelled(6*)	01/29/2024

Current Total Clubs Count	YTD New Clubs Count	YTD Cancelled Clubs Count	YTD Net Club Gain	Current Total Members Count	YTD Add	YTD Drop	YTD Net Growth	YTD Net Growth %	Member Count 12 Months Ago	Average Member Count Per Club	% of Clubs with less than 20 members	% No MMR in 3 Months	% No Officer Report in 12 Months	% of Clubs with balance 90+ days	Number of Clubs in Status Quo	% Status Quo Clubs in Financial Suspension	Number of Cancelled Clubs	Average Cancelled Club Age	Members Lost Due to Cancellation	% of Clubs Cancelled for Non-Financial Reasons
45	0	3	-3	872	43	68	-25	-2.79%	892	19	56%	62%	16%	7%	0	0%	3	95	41	0%

* - P - Priority Club. Cancellation Reasons: 1-Objectives/conduct, 2-Non-active club, 5-Non-existing club, 6-Disbanding, 7-Merger, 8-Financial Suspension, 9-District/Multiple District Dues.

** - Abbreviation: P-President, S-Secretary, T-Treasurer, M-Member Chairperson, VP-First Vice President, MC-Communications Chairperson, SC-Service Chairperson

*** - Abbreviation: N/R - Never reported using the Lions Clubs website, N/A - Not applicable, No password registered for the Lions Clubs website.

**** - Abbreviation: N - New, IP - Immediate Past, R - Repeat.



Club Health Assessment for District 29 I through January 2025

			Status	Membership							Reports					Finance	LCIF	
Club Number	Club Name	Charter Date		Current Member Count	YTD Members Added	YTD Members Dropped	YTD Net Growth	YTD Net Growth%	Member Count 12 Months Ago	Avg. length of service for dropped members	Months Since Last MMR ***	Yrs. Since Last Officer Report	President Rotation	Vice President Reported ****	Months Since Last Activity Report ***	Account Balance	Donations for current Fiscal Year	
			Number of times on status quo within last two years	If below 15 members appears					If net loss is greater than 20% appears			If no report in 3 months appears in	When more than one year appears in	Number of repeat terms	Notes the officers that do not have an active	If no report at 12 months appears in red		
Clubs more than two years old																		
10942	BERKELEY SPRINGS	10/15/1945	Active	57	4	2	2	3.64%	58	8	2			N	SC	1		\$3,839.71
Exc Award (06/30/2016, 06/30/2017, 06/30/20																		
10943	BRIDGEPORT	06/12/1930	Active	35	2	6	-4	-10.26%	39	7	3			R	M,SC	0	90+ Days	\$1,050.00
Exc Award (06/30/2016, 06/30/2018, 06/30/20																		
10944	BRUCETON MILLS COMMUNITY	10/13/1955	Active	31	0	1	-1	-3.13%	32	1	2		2	R	SC	3		\$200.00
Exc Award (06/30/2018, 06/30/2024)																		
10945	BUCKHANNON	12/12/1924	Active	17	0	2	-2	-10.53%	18	4	3				M,VP,SC	0		
47573	BUCKHANNON KESLING MILL	06/29/1987	Active	16	0	0	0	0.00%	15		7	1	None		P,S,T,M,VP SC	8		
10946	CENTRAL UPSHUR L C	12/11/1967	Active	17	0	3	-3	-15.00%	13	9	1		2	N	SC	14		\$200.00
10947	CHARLES TOWN	12/29/1930	Active	10	0	0	0	0.00%	11		10		5	R	P	2		\$50.00
10948	CLARKSBURG	01/14/1924	Active	57	2	0	2	3.64%	55		2			N	SC	7		\$1,080.00
Exc Award (06/30/2017, 06/30/2024)																		
10949	CLARKSBURG ADAMSTON	11/22/1957	Active	24	2	1	1	4.35%	22	30	1		5		P,M,VP,SC	3		
136564	Clarksburg Main Street Harrison	09/28/2018	Cancelled(8*)	0	0	14	-14	-100.00%	14	7	1	1	None		P,S,T,M,VP SC	24+	90+ Days	
36052	EAST LEWIS L C	09/06/1978	Active	27	0	1	-1	-3.57%	28	46	4			R		14		\$100.00
119712	East Preston	06/19/2013	Active	6	0	5	-5	-45.45%	17	8	3		3	R	M,SC	14		
Exc Award (06/30/2017)																		
10951	ELKINS	06/21/1951	Active	34	1	2	-1	-2.86%	35	16	2			N		13		\$200.00
10954	FORT ASHBY	06/05/1948	Active	70	1	2	-1	-1.41%	71	2	4			N		0		\$1,200.00
Exc Award (06/30/2018, 06/30/2019)																		
10955	FRANKLIN	03/06/1940	Active	25	0	0	0	0.00%	24		9		5		M,VP,SC	11		\$1,500.00
46703	GRAFTON	12/01/1986	Active	33	2	0	2	6.45%	31		1		2	R	M,SC	1		\$2,200.00
Exc Award (06/30/2016)																		
10957	HARPERS FERRY BOLIVAR	05/31/1946	Active	9	0	0	0	0.00%	9		9		14		T,M,VP,SC	1		\$100.00
131174	Harrison County HOPE Centennial	06/16/2017	Active	31	3	0	3	10.71%	34		3			N		2		\$200.00



Club Health Assessment for District 29 I through January 2025

			Status	Membership							Reports					Finance	LCIF		
Club Number	Club Name	Charter Date		Current Member Count	YTD Members Added	YTD Members Dropped	YTD Net Growth	YTD Net Growth%	Member Count 12 Months Ago	Avg. length of service for dropped members	Months Since Last MMR ***	Yrs. Since Last Officer Report	President Rotation	Vice President Reported ****	Months Since Last Activity Report ***	Account Balance	Donations for current Fiscal Year		
			Number of times on status quo within last two years	If below 15 members appears					If net loss is greater than 20% appears	If no report in 3 months appears in					When more than one year appears in	Number of repeat terms	Notes the officers that do not have an active	If no report at 12 months appears in red	
Exc Award (06/30/2021)																			
10958	HEDGESVILLE	03/29/1957	Active(1)	18	0	0	0	0.00%	18		8		23	R	SC	0		\$500.00	
Exc Award (06/30/2017, 06/30/2018)																			
10959	HODGESVILLE	01/28/1970	Active	13	0	0	0	0.00%	13		12		6		P,M,VP,SC	9		\$333.00	
10960	INWOOD BUNKER HILL	10/26/1945	Active	12	0	0	0	0.00%	12		10		4		S,T,M,VP,SC	14			
65134	IRELAND	03/18/2002	Active	19	0	0	0	0.00%	18		1	1	None		P,S,T,M,VP SC	14		\$300.00	
29458	JANE LEW	06/11/1974	Active	36	0	1	-1	-2.70%	37	11	4			N		0		\$2,000.00	
35998	JOHNSTOWN	08/04/1978	Active	8	0	0	0	0.00%	8		32	1	None		P,S,T,M,VP SC	24+			
38289	JUNIOR	04/14/1980	Active	17	0	1	-1	-5.56%	18	30	0		3		M,VP,SC	24+		\$600.00	
10961	KEYSER	06/08/1936	Active	16	0	3	-3	-15.79%	19	28	1		2		M,VP,SC	9		\$50.00	
10962	KINGWOOD	10/01/1948	Active	23	0	0	0	0.00%	22		10	1	None		P,S,T,M,VP SC	14			
10963	LOST CREEK	05/15/1940	Active	23	0	0	0	0.00%	25		9		2		VP,SC	2		\$600.00	
10964	LUMBERPORT	11/30/1927	Active	15	0	0	0	0.00%	14		6				M,VP,SC	7		\$50.00	
10965	MARTINSBURG	05/11/1936	Active	23	2	1	1	4.55%	24	3	0		4	R	M,SC	0		\$1,000.00	
10966	MOOREFIELD	02/18/1938	Active	38	1	0	1	2.70%	36		1		None		P,S,T,M,VP SC	14		\$1,000.00	
10967	MOUNTAIN	10/21/1949	Active	44	1	0	1	2.33%	43		6			R	S,M,VP,SC	1			
Exc Award (06/30/2017)																			
10969	MT STORM	10/19/1970	Active	9	0	0	0	0.00%	9		6			R	M,VP,SC	14			
110348	NUTTER FORT	02/14/2011	Active	32	0	0	0	0.00%	34		2			N	SC	1		\$1,210.00	
Exc Award (06/30/2016, 06/30/2017, 06/30/2018)																			
10973	PARSONS	12/19/1956	Active	23	0	0	0	0.00%	21		4		3	R	SC	3		\$300.00	
10974	PAW PAW	01/11/1945	Active	10	1	3	-2	-16.67%	12	14	1				P,M,VP,SC	0		\$200.00	
10975	PETERSBURG	09/20/1955	Active	34	0	0	0	0.00%	34		8	1	None		P,S,T,M,VP SC	8			
10976	PHILIPPI	05/05/1947	Active	29	3	2	1	3.57%	29	61	1			N	M,SC	1		\$450.00	
Exc Award (06/30/2017, 06/30/2018)																			
10977	PIKESIDE	11/10/1972	Active	7	0	1	-1	-12.50%	7	20	1		10	R	M,SC	1		\$300.00	



Club Health Assessment for District 29 I through January 2025

			Status		Membership						Reports					Finance		LCIF		
Club Number	Club Name	Charter Date		Current Member Count	YTD Members Added	YTD Members Dropped	YTD Net Growth	YTD Net Growth%	Member Count 12 Months Ago	Avg. length of service for dropped members	Months Since Last MMR ***	Yrs. Since Last Officer Report	President Rotation	Vice President Reported ****	Months Since Last Activity Report ***	Account Balance	Donations for current Fiscal Year			
			Number of times on status quo within last two years	If below 15 members appears				If net loss is greater than 20% appears			If no report in 3 months appears in	When more than one year appears in	Number of repeat terms		Notes the officers that do not have an active	If no report at 12 months appears in red				
10979	ROARING CREEK L C	12/18/1973	Active	10	0	1	-1	-9.09%	11	35	2		8	P,VP,SC	6		\$300.00			
10980	ROMNEY	10/30/1930	Active	27	0	0	0	0.00%	28		7	1	None	P,S,T,M,VP SC	9		\$300.00			
Exc Award (06/30/2018)																				
10981	ROWLESBURG	06/15/1945	Active	27	0	6	-6	-18.18%	33	6	2		5	R	M,SC	2	\$100.00			
108745	SALEM	06/23/2010	Active	15	0	0	0	0.00%	15		4		7	R	P,SC	3				
131013	Shepherdstown Centennial	05/19/2017	Active	44	0	0	0	0.00%	42		6			N	SC	1	\$500.00			
Exc Award (06/30/2019, 06/30/2020, 06/30/20)																				
10983	SHINNSTON	01/26/1942	Active	24	1	2	-1	-4.00%	25	21	0		12	R	M,VP,SC	14	\$100.00			
10984	SHORT GAP	04/06/1966	Active	20	0	4	-4	-16.67%	26	21	1		2	R	M,SC	1	\$300.00			
119589	Stonewood	06/07/2013	Active	26	2	0	2	8.33%	24		3		7	R	SC	1				
10986	SUGAR GROVE	05/15/1960	Active	17	0	3	-3	-15.00%	21	18	3		9	R	M,VP,SC	3				
10987	TENNERTON	04/27/1967	Active	35	0	4	-4	-10.26%	39	23	4			N	SC	1	\$110.00			
Exc Award (06/30/2018, 06/30/2020)																				
10989	TUNNELTON	05/11/1949	Active	15	0	0	0	0.00%	15		6		2	R	T,M,VP,SC	4	\$450.00			
10990	TYGART VALLEY	05/02/1940	Active	87	6	5	1	1.16%	85	20	1			N	M,VP,SC	1	\$1,300.00			
10991	VALLEY DISTRICT	06/01/1950	Active	19	0	0	0	0.00%	18		3			N		1	\$1,750.00			
Exc Award (06/30/2019)																				
10993	WARDENSVILLE	05/30/1947	Active	27	0	0	0	0.00%	25		4		7	R	M	0	\$525.00			
Exc Award (06/30/2018)																				
10994	WEST MILFORD	10/14/1946	Active	41	1	0	1	2.50%	39		3		2	N	VP,SC	0	\$1,000.00			
Exc Award (06/30/2017, 06/30/2020, 06/30/20)																				
10996	WILSONBURG	03/29/1955	Active	14	0	0	0	0.00%	14		10	1	None	P,S,T,M,VP SC	24+					
Current Total Clubs Count	YTD New Clubs Count	YTD Cancelled Clubs Count	YTD Net Club Gain	Current Total Members Count	YTD Add	YTD Drop	YTD Net Growth	YTD Net Growth %	Member Count 12 Months Ago	Average Member Count Per Club	% of Clubs with less than 20 members	% No MMR in 3 Months	% No Officer Report in 12 Months	% of Clubs with balance 90+ days	Number of Clubs in Status Quo	% Status Quo Clubs in Financial Suspension	Number of Cancelled Clubs	Average Cancelled Club Age	Members Lost Due to Cancellation	% of Clubs Cancelled for Non-Financial Reasons
54	0	1	-1	1,396	35	76	-41	-2.85%	1,439	26	43%	61%	13%	2%	0	0%	1	6	14	0%



Club Health Assessment for District 29 I through January 2025

			Status	Membership							Reports					Finance	LCIF
Club Number	Club Name	Charter Date		Current Member Count	YTD Members Added	YTD Members Dropped	YTD Net Growth	YTD Net Growth%	Member Count 12 Months Ago	Avg. length of service for dropped members	Months Since Last MMR ***	Yrs. Since Last Officer Report	President Rotation	Vice President Reported ****	Months Since Last Activity Report ***	Account Balance	Donations for current Fiscal Year
			Number of times on status quo within last two years	If below 15 members appears				If net loss is greater than 20% appears			If no report in 3 months appears in	When more than one year appears in	Number of repeat terms	Notes the officers that do not have an active	If no report at 12 months appears in red		

* - P - Priority Club. Cancellation Reasons: 1-Objectives/conduct, 2-Non-active club, 5-Non-existing club, 6-Disbanding, 7-Merger, 8-Financial Suspension, 9-District/Multiple District Dues.
** - Abbreviation: P-President, S-Secretary, T-Treasurer, M-Member Chairperson, VP-First Vice President, MC-Communications Chairperson, SC-Service Chairperson
*** - Abbreviation: N/R - Never reported using the Lions Clubs website, N/A - Not applicable, No password registered for the Lions Clubs website.
**** - Abbreviation: N - New, IP - Immediate Past, R - Repeat.